



# **COMMANDERS' RISK MITIGATION DASHBOARD**



Sample UIC – March 2024

[Home](#)[Data Dictionary](#)

The CRMD provides a high-level overview of risk within your unit. This information can help you uncover potential stressors and determine where additional resources, training, and/or support is needed. Please note that units with 10 or less members will not be able to access the predictive metrics available in this dashboard to protect the privacy of individual members in a unit.

For further assistance or clarification please contact us by email at: [ADE\\_HELPDESK\\_SUPPORT@navy.mil](mailto:ADE_HELPDESK_SUPPORT@navy.mil)

To get started, please select your unit (UIC):

[Proceed](#)

# RISK DASHBOARD for **SAMPLE 5 99995**



[HOME](#)

## UIC AVERAGE RISK SCORE

**2.84**

## PEER RISK SCORE

**2.65**

## NAVY OVERALL RISK

**2.93**

## Unit Complement

JUNIOR ENLISTED: 1,375

SENIOR ENLISTED: 1,100

OFFICERS: 275

TOTAL: 2,750

## Risk Category Scores for UIC 99995:

CRMD currently evaluates risk for six categories of destructive behavior events: drug use, alcohol abuse, suicidal behaviors, sexual harassment, and sexual assault (both victim and subject). The risk scores reflect unit-level risk of the destructive outcomes in the next quarter.

(CLICK THE TILES BELOW TO EXPLORE MORE)

### ALCOHOL RISK

**3.16**

UIC Risk Score

### DRUG RISK

**1.00**

UIC Risk Score

### SUICIDE RISK

**2.35**

UIC Risk Score

### SEXUAL HARASSMENT

**3.35**

UIC Risk Score

### SEXUAL ASSAULT VICTIM

**3.56**

UIC Risk Score

### SEXUAL ASSAULT SUBJECT

**3.60**

UIC Risk Score

# SUICIDE RISK DASHBOARD for UIC 99995:



Please note that predictive metrics will not populate in this dashboard for units with 10 or less members to protect the privacy of individual members in a unit. The suicide risk score assesses the predicted unit-level risk of suicide in the next calendar quarter, which you can compare to the peer and Navy averages.

Action Plan

SUICIDE RISK SCORE

2.35

PEER RISK SCORE

2.57

NAVY AVG. RISK SCORE

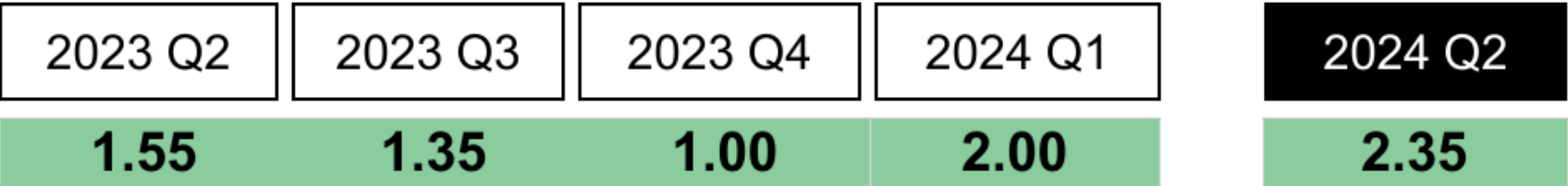
2.67

## CONTRIBUTING RISK FACTORS TO SUICIDE FOR UIC 99995: Past and Predicted

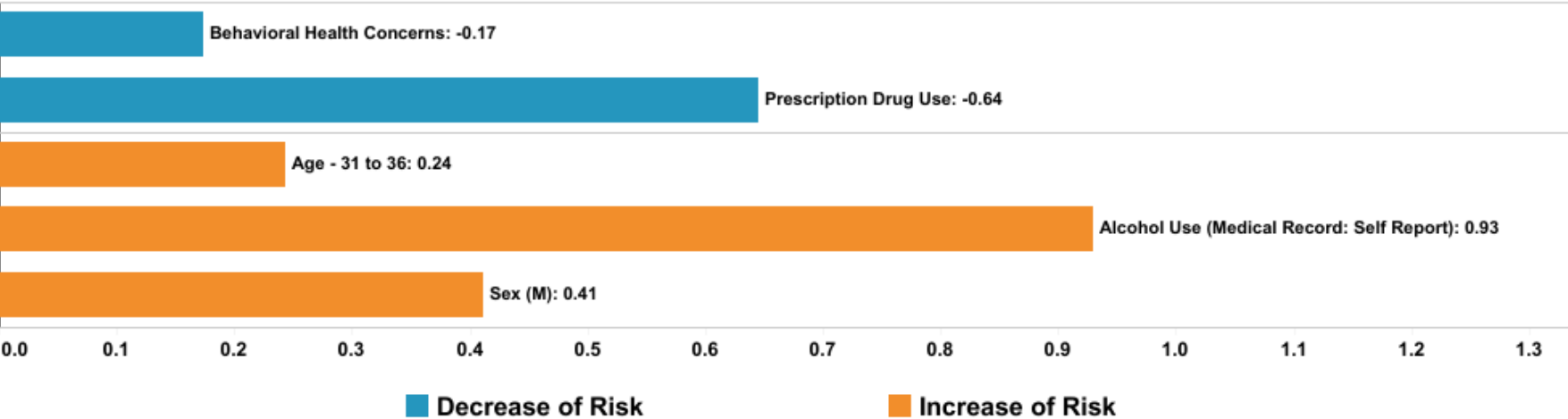
Below is a quarterly breakout of the top factors contributing to the predicted risk of suicidal behavior within your unit. The longitudinal view allows you to track how the fac..

Last Four Quarters Risk Scores

Predicted Quarter Risk Score



### TOP CONTRIBUTING FACTORS FOR SELECTED QUARTER



# ALCOHOL ABUSE RISK DASHBOARD for UIC 99995:



Please note that predictive metrics will not populate in this dashboard for units with 10 or less members to protect the privacy of individual members in a unit. The alcohol risk score assesses the predicted unit-level risk of alcohol abuse in the next calendar quarter, which you can compare to the peer and Navy averages.

Action Plan

## ALCOHOL RISK SCORE

3.16

## PEER RISK SCORE

3.06

## NAVY AVG. RISK SCORE

2.99

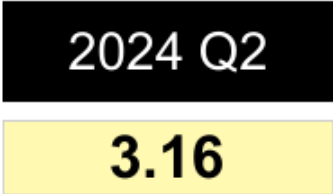
## CONTRIBUTING RISK FACTORS TO ALCOHOL ABUSE FOR UIC 99995: Past and Predicted

Below is a quarterly breakout of the top factors contributing to the predicted risk of alcohol abuse within your unit. The longitudinal view allows you to track how the factors have changed for your unit and whether the unit risk has increased or decreased over time.

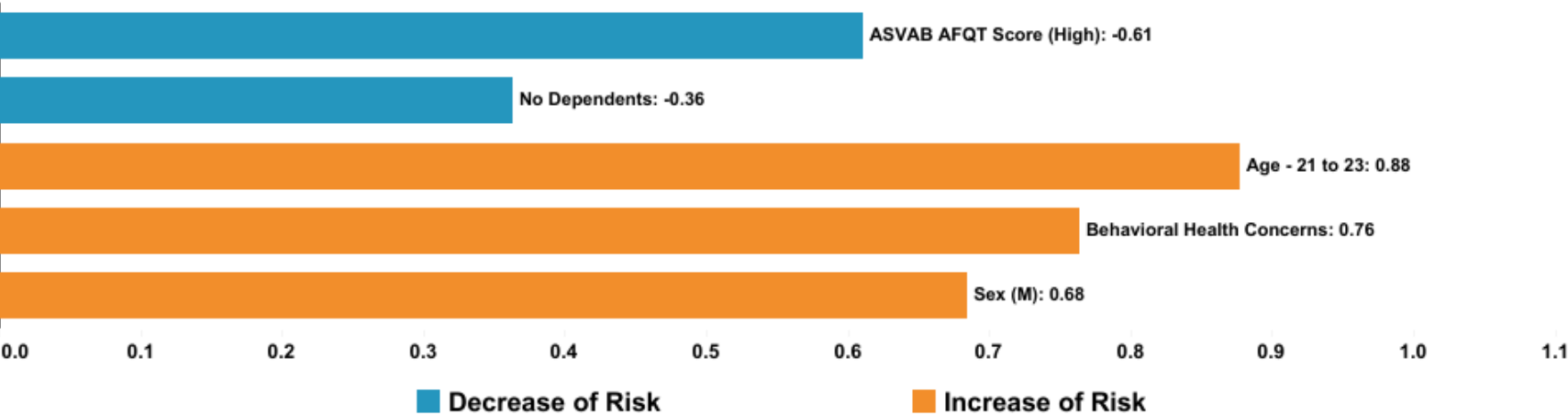
### Last Four Quarters Risk Scores



### Predicted Quarter Risk Score



### TOP CONTRIBUTING FACTORS FOR SELECTED QUARTER



# DRUG ABUSE RISK DASHBOARD for UIC 99995:

Please note that predictive metrics will not populate in this dashboard for units with 10 or less members to protect the privacy of individual members in a unit. The drug risk score assesses the predicted unit-level risk of drug abuse in the next calendar quarter, which you can compare to the peer and Navy averages.



Action Plan

## DRUG RISK SCORE

1.00

## PEER RISK SCORE

2.37


## NAVY AVG. RISK SCORE

2.72

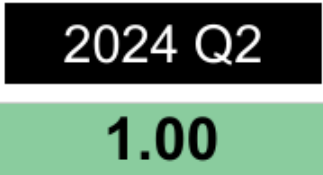
## CONTRIBUTING RISK FACTORS TO DRUG ABUSE FOR UIC 99995: Past and Predicted

Below is a quarterly breakout of the top factors contributing to the predicted risk of drug abuse within your unit. The longitudinal view allows you to track how the factors have changed for your unit and whether the unit risk has increased or decreased over time.

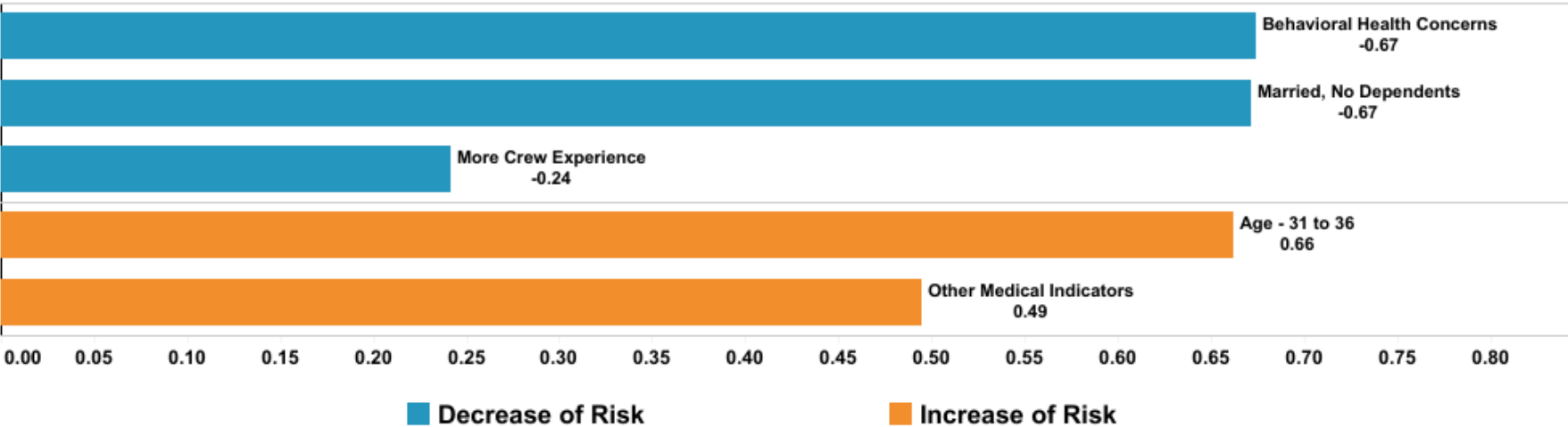
### Last Four Quarters Risk Scores



### Predicted Quarter Risk Score



### TOP CONTRIBUTING FACTORS FOR SELECTED QUARTER



# SEXUAL HARASSMENT (SH) RISK DASHBOARD for UIC 99995:



Please note that predictive metrics will not populate in this dashboard for units with 10 or less members to protect the privacy of individual members in a unit. The sexual harassment risk score assesses the predicted unit-level risk of sexual harassment in the next calendar quarter, which you can compare to the peer and Navy averages.

Action Plan

SH RISK SCORE

3.35

PEER RISK SCORE

3.41


NAVY AVG. RISK SCORE

3.26

## CONTRIBUTING RISK FACTORS TO SEXUAL HARASSMENT FOR UIC 99995: Past and Predicted

Below is a quarterly breakout of the top factors contributing to the predicted risk of sexual harassment within your unit. The longitudinal view allows you to track how the factors have changed for your unit and whether the unit risk has increased or decreased over time.

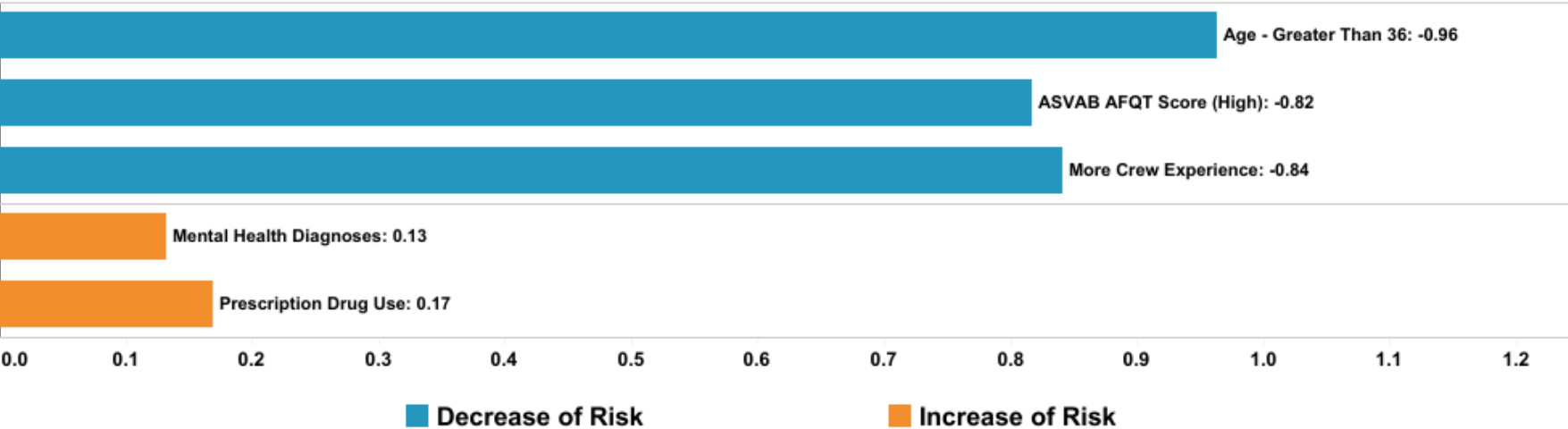
Last Four Quarters Risk Scores



Predicted Quarter Risk Score



### TOP CONTRIBUTING FACTORS FOR SELECTED QUARTER



# SEXUAL ASSAULT (SA) VICTIM RISK DASHBOARD for UIC 99995:



Please note that predictive metrics will not populate in this dashboard for units with 10 or less members to protect the privacy of individual members in a unit. The sexual assault victim risk score assesses the predicted unit-level risk of sexual assault victimization in the next calendar quarter, which you can compare to the peer and Navy averages.



SA VICTIM RISK SCORE

3.56

PEER RISK SCORE

3.02

NAVY AVG. RISK SCORE

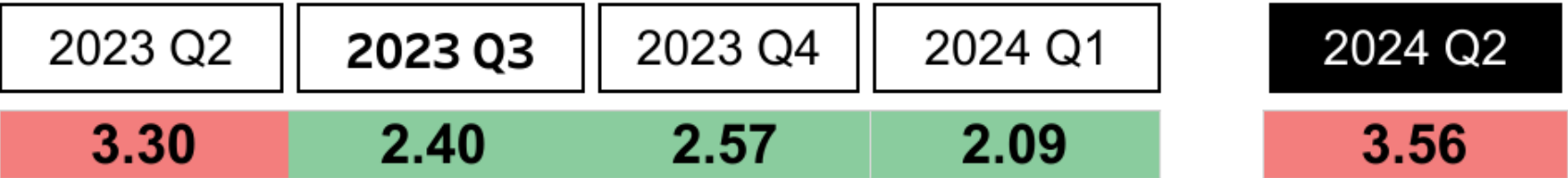
2.96

## CONTRIBUTING RISK FACTORS TO SA VICTIMIZATION FOR UIC 99995: Past and Predicted

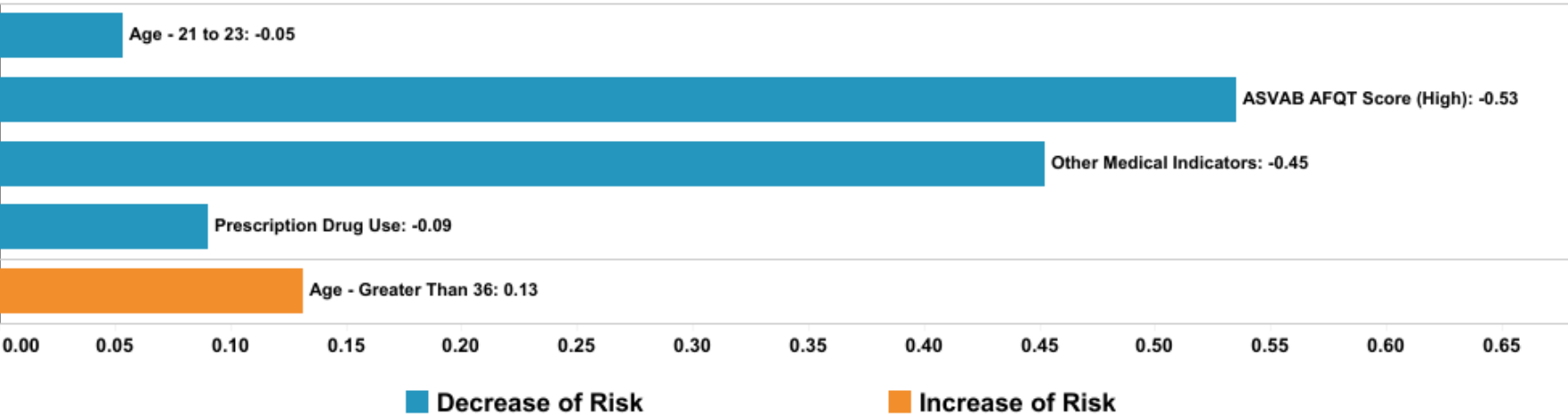
Below is a quarterly breakout of the top factors contributing to the predicted risk of sexual assault victimization within your unit. The longitudinal view allows you to track how the factors have changed for your unit and whether the unit risk has increased or decreased over time.

Last Four Quarters Risk Scores

Predicted Quarter Risk Score



### TOP CONTRIBUTING FACTORS FOR SELECTED QUARTER





# SEXUAL ASSAULT (SA) SUBJECT RISK DASHBOARD for UIC 99995:

Please note that predictive metrics will not populate in this dashboard for units with 10 or less members to protect the privacy of individual members in a unit. The sexual assault subject risk score assesses the predicted unit-level risk of sexual assault perpetration in the next calendar quarter, which you can compare to the peer and Navy averages.



Action Plan

SA SUBJECT RISK SCORE

3.60

PEER RISK SCORE

3.57

NAVY AVG. RISK SCORE

2.98

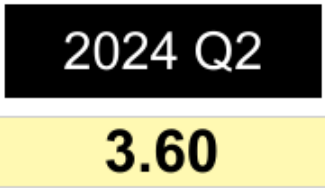
## CONTRIBUTING FACTORS TO SA PERPETRATION FOR UIC 99995: Past and Predicted

Below is a quarterly breakout of the top factors contributing to the predicted risk of sexual assault perpetration within your unit. The longitudinal view allows you to track how the factors have changed for your unit and whether the unit risk has increased or decreased over time.

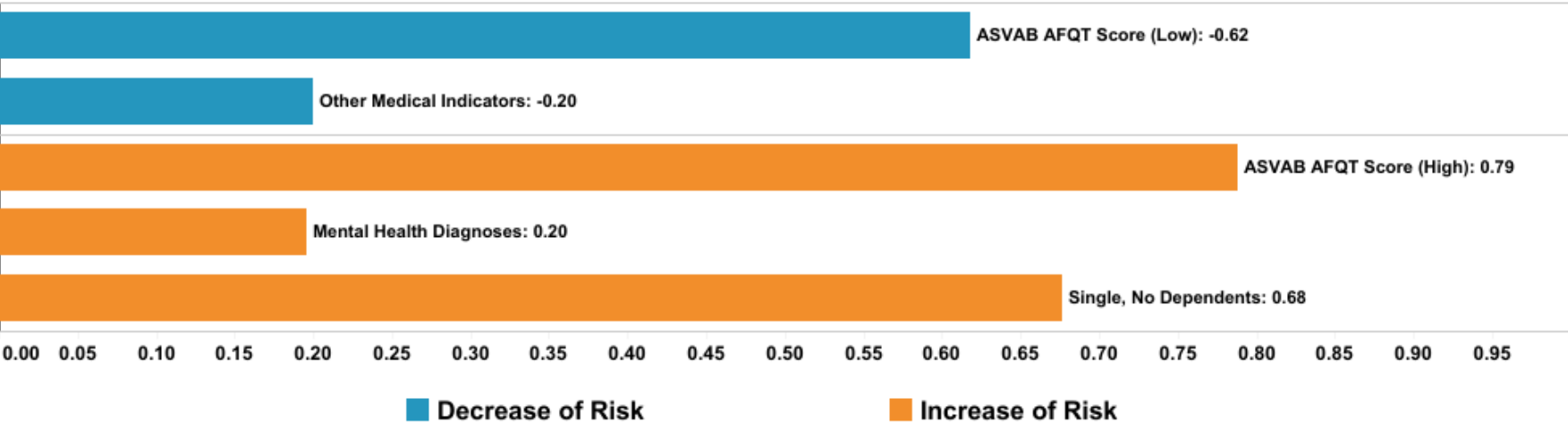
Last Four Quarters Risk Scores



Predicted Quarter Risk Score



### TOP CONTRIBUTING FACTORS FOR SELECTED QUARTER



# Data Dictionary

Please utilize the buttons below to select your dictionary of interest. The **Data Constructs** dictionary identifies the compilations of individual features used in model training, combined for dashboard display to improve interpretability. Please note that this is a **living page** and will be updated as new data is added to the dashboard and machine learning models.

Last Updated: September 14, 2023

Data Constructs	Individual Features	Features Controlled For	Data Sources
Behavioral Health Concerns	Sailor has documented struggle with alcohol- and/or substance-related illness(es); a health provider documented one or more medical concerns in the most recent PHA completed by the Sailor; Sailor self-reported drinking alcohol more than 14 times a week; Sailor's depression score on the PHQ-8 Depression Assessment Scale is over 10; one or more behavioral health concern(s) were reported by the Sailor in the most recent completed PHA; Sailor was a sexual or nonsexual harassment vi..		
Completed Destructive Behavior Trainings	Sailor has completed and passed trainings related to destructive behaviors		
Less Crew Experience	Sailor has been in active service for 60 months or less; is rank E1-E5; has served in less than 2 UICs; or has served in their current UIC for 12 months or less		
Medical Referrals	A healthcare provider recommended one or more medical referral(s) for the Sailor in the most recent PHA completed		
Mental Health Medical Encounters	Number of medical encounters for a mental health condition since October 2016		
More Crew Experience	Sailor has been in active service for over 60 months; is rank E6+, CWO, or O; has served in 2 or more UICs; has served in their current UIC for over 12 months; or has completed leadership training courses		
Off-Track Career Progression	Sailor has an individual performance trait average of 1 or 2; or has received a disciplinary waiver or a negative promotion or retention recommendation		
On-Track Career Progression	Sailor has an individual performance trait average of 3 or above; has not received a disciplinary waiver or a negative promotion or retention recommendation		
Other Medical Indicators	Sailor has a high number of medical visits; the average amount of physical pain experience by the Sailor in the most recent completed PHA is higher than a 7; Sailor has a medical waiver; Sailor has urgent or routine medical encounters while deployed; Sailor contracted a disease or sustained an injury while deployed		
Prescription Drug Use	Sailor has a history of being prescribed one or more medication(s) to address health concerns since October 2016		

# Data Dictionary

Please utilize the buttons below to select your dictionary of interest. The **Individual Features** dictionary identifies standalone data elements used for model training. Please note that this is a **living page** and will be updated as new data is added to the dashboard and machine learning models.

Last Updated: September 14, 2023

Data Constructs	Individual Features	Features Controlled For	Data Sources
-----------------	---------------------	-------------------------	--------------

Active Duty	Sailor is cleared for active duty based on evaluation records
Age	Sailor's current age (Less Than 21, 21 to 23, 24 to 26, 27 to 30, 31 to 36, or Greater Than 36)
Alcohol Use (Medical Record: Self Report)	Sailor's typical alcohol consumption as self-reported to a healthcare provider during a medical encounter
ASVAB AFQT Score	Sailor's Armed Services Vocational Aptitude Battery Armed Forces Qualification test score. Low: Scores below 35; Medium: Scores between 35 and 70; High: Scores of 70 or higher
Marital Status, Dependents	Sailor's marital status (Single, Married, Divorced, Widowed) and whether they have dependents (Has Dependents, No Dependents). Marital status or dependent information may be excluded from the feature name for cases in which this data was missing or unavailable for the Sailor.
Sex	Sex of the Sailor (M/F) based on personnel records
Tobacco Use (Medical Record: Self Report)	Sailor's tobacco usage (yes/no) as self-reported to a healthcare provider during a medical encounter

# Data Dictionary

Please utilize the buttons below to select your dictionary of interest. The **Features Controlled For** dictionary identifies features that were controlled for in the models but do not appear in dashboard display. Please note that this is a **living page** and will be updated as new data is added to the dashboard and machine learning models.

Last Updated: September 14, 2023

Data Constructs	Individual Features	Features Controlled For	Data Sources
Currently in Involuntary Extension	Sailor is currently in involuntary extension of service		
Months Since First/Last Alcohol Medical Encounter - N/A	Number of months past since the first or most recent alcohol-related medical encounter. An N/A value means there is no record of this behavior for the Sailor. Positive values are included in the Behavioral Health Concerns construct.		
Months Since First/Last Substance Use Medical Encounter - N/A	Number of months past since the first or most recent drug related medical encounter. An N/A value means there is no record of this behavior for the Sailor. Positive values are included in the Behavioral Health Concerns construct.		
Months Since Last Harassment Incident - N/A	Number of months elapsed since the last harassment (sexual or nonsexual) incident recorded in the Sailor's current UIC. An N/A value means there is no record of this behavior for the command. Positive values are included in the Behavioral Health Concerns construct.		
Months Since Last Suicide-Related Incident - N/A	Number of months elapsed since the suicide-related incident recorded in the Sailor's current UIC. An N/A value means there is no record of this behavior for the command. Positive values are included in the Behavioral Health Concerns construct.		
Months To EAOS	Number of months until end of active obligated service date (Less Than 7, 7 to 12, 13 to 24, 25 to 36, 37 to 48, 49 to 60, Greater Than 60)		
Occupation Code	Sailor's Navy occupational career category		
Recent Drug/Alcohol Incident Recorded (ADMITS)	Sailor was recently involved in at least one alcohol or drug abuse event as recorded in ADMITS		
Recent Sexual Assault Recorded (DSAID, Subject)	Sailor was recently involved in at least one sexual assault perpetration event as recorded in DSAID		
Recent Sexual Assault Recorded (DSAID, Victim)	Sailor was recently involved in at least one sexual assault victimization event as recorded in DSAID		
Recent Sexual Harassment Incident Recorded (SH/EO)	Sailor was recently involved in at least one sexual harassment event as recorded in SH/EO		
Recent Suicidal Behavior Recorded (DODSER)	Sailor was recently involved in at least one suicidal behavior event as recorded in DODSER		
Shore/Afloat Command	Whether the UIC the Sailor is currently serving in is primarily a Shore or Afloat command based on assignment codes		
Total Number of Medical Visits (Low/Medium)	Total number of medical encounters (e.g., visits, inpatient stays, battle injury, non-battle injury) a Sailor has had in the past year. The Low and Medium classes are not displayed in the dashboard; however, the High class is captured within the Other Medical Indicators construct.		
Total UIC Harassment Incidents - N/A	Number of harassment (sexual or non-sexual) complaints on record for the Sailor's current UIC. An N/A value means there is no record of this behavior for the command. Positive values are included in the Behavioral Health Concerns construct.		
Total UIC Suicide Related Incidents - N/A	Number of suicide-related incidents on record for the Sailor's current UIC. An N/A value means there is no record of this behavior for the command. Positive values are included in the Behavioral Health Concerns construct.		
UIC Size	Number of sailors in UIC the Sailor is serving in		
Weight (lbs), Height (inches)	Sailor's weight in pounds, height in inches based on their most recent vitals records		

## Data Dictionary

Please utilize the buttons below to select your dictionary of interest. The **Data Tables** dictionary identifies a list of data sources utilized to train the models. Please note that this is a **living page** and will be updated as new data is added to the dashboard and machine learning models.

Last Updated: [September 14, 2023](#)

Data Constructs	Individual Features	Features Controlled For	Data Sources
(ADE) NAVYY_MEMBER_ASSIGNMENTS_VIEW	CY11-Current	Monthly snapshots 2011-19; Daily snapshots starting Jan 29	
(ADE) NAVYY_MEMBER_ASVAB_VIEW	CY11-Current	Monthly snapshots 2011-19; Daily snapshots starting Jan 20	
(ADE) NAVYY_MEMBER_DESIGNATOR_VIEW	CY11-Current	Monthly snapshots 2011-19; Daily snapshots starting Jan 23	
(ADE) NAVYY_MEMBER_EVALS_VIEW	CY11-Current	Monthly snapshots 2011-19; Daily snapshots starting Jan 21	
(ADE) NAVYY_MEMBER_INJURY_VIEW	CY11-Current	Monthly snapshots 2011-19; Daily snapshots starting Jan 22	
(ADE) NAVYY_MEMBER_PERSON_VIEW	CY11-Current	Monthly snapshots 2011-19; Daily snapshots starting Jan 24	
(ADE) NAVYY_MEMBER_RANK_VIEW	CY11-Current	Monthly snapshots 2011-19; Daily snapshots starting Jan 25	
(ADE) NAVYY_MEMBER_SERVICE_VIEW	CY11-Current	Monthly snapshots 2011-19; Daily snapshots starting Jan 26	
(ADE) NAVYY_MEMBER_WAIVERS_VIEW	FY17-Current	Daily snapshots starting Jan 17	
(ADE) NAVYY_PERSON_TRAINING_VIEW	CY11-Current	Monthly snapshots 2011-19; Daily snapshots starting Jan 28	
(External) COMPREHENSIVE AMBULATORY/PROFESSIONAL ENCOUNTER RECO..	FY17-July 23	Monthly	
(External) DEFENSE SEXUAL ASSAULT INCIDENT DATABASE CASE	FY17-August 23	Monthly	
(External) DEFENSE SEXUAL ASSAULT INCIDENT DATABASE SUBJECT DATA	FY17-August 23	Monthly	
(External) DEFENSE SEXUAL ASSAULT INCIDENT DATABASE VICTIM	FY17-August 23	Monthly	
(External) DEPT OF DEFENSE SUICIDE EVENT REPORT	FY17-July 23	Monthly	
(External) MEDICAL DATA REPOSITORY CLINICAL DATA REPOSITORY VITALS (D..	FY17-June 23	Monthly	
(External) MEDICAL HEALTH SYSTEM GENESIS ADMISSIONS	FY17-July 23	Monthly	
(External) MEDICAL HEALTH SYSTEM GENESIS ENCOUNTER	FY17-July 23	Monthly	
(External) NAVY ALCOHOL DRUG MISUSE PREVENTION CONTROL SYSTEM	FY17-August 22	As Required	
(External) PERIODIC HEALTH ASSESSMENT	FY17-July 23	Monthly	
(External) PHARMACY DETAIL TRANSACTION SERVICE	FY17-July 23	Monthly	
(External) SEXUAL HARASSMENT EQUAL OPPORTUNITY	FY17-July 23	Monthly	
(External) STANDARD INPATIENT DATA RECORD	FY17-March 23	Monthly	
(External) THEATER MEDICAL DATA STORE	FY17-June 23	Monthly	
(External) TRICARE ENCOUNTER DATA - NON INSTITUTIONAL	FY17-June 23	Monthly	
(External) TRICARE ENCOUNTER DATA INSTITUTIONAL	FY17-June 23	Monthly	